


ITX 2/3000 Series

Thermal Ticket Printer

Optimum Printing Solutions
for Ticketing Systems



Model μITX 3002/3
Table Top Ticket Printer



Model PS60-14
Power Supply

Model pITX 3002/3
Countertop Ticket Printer
(Vertical Mount)



Applications Include:

- Movie theater admissions
- Leisure/Event entertainment
- Transportation ticketing
- Museums/performing arts centers
- Private & municipal stadiums
- Recreational facilities

The ITX Series is Practical Automation's innovative new series of direct thermal ticket printers. Incorporating a 32 Bit controller platform, a choice of print heads, and a heavy-duty stepper driven cutter, these new printers are designed for use where high quality, fast printing, and long life is required.

Optimized to work from character based operating systems (DOS, Unix, Linux, etc.) or from Windows® using a supplied WYSIWYG driver.

The easy-to-use command language facilitates printing of several resident fonts and bar codes in several sizes anywhere on the ticket. Also the command language is compatible with application software written for popular industry standards including Practical Automation's own ETX and LTX

Series printers. The ITX Series delivers extensive status information over the interface. This status provides the host system with information such as low paper, out of paper, ticket count, confirm ticket printed, error condition, etc.




PRACTICAL AUTOMATION, INC.

The Alinabal Group of Companies

ITX 2/3000 Series

Thermal Ticket Printer



The ITX Series Top of the Line Features:

- High resolution 203 or 300 dpi printing
- Fast print speed – up to 10 inches per second
- Long life cutter – 1 million cuts typical
- Field programmable firmware upgrades
- Modular data interface plug-ins
- Small footprint – reduces counter space requirements
- External power module
- Status communication over the interface
- Choice of Parallel, Serial RS 232 or USB interface

Choose a printer to match your needs.

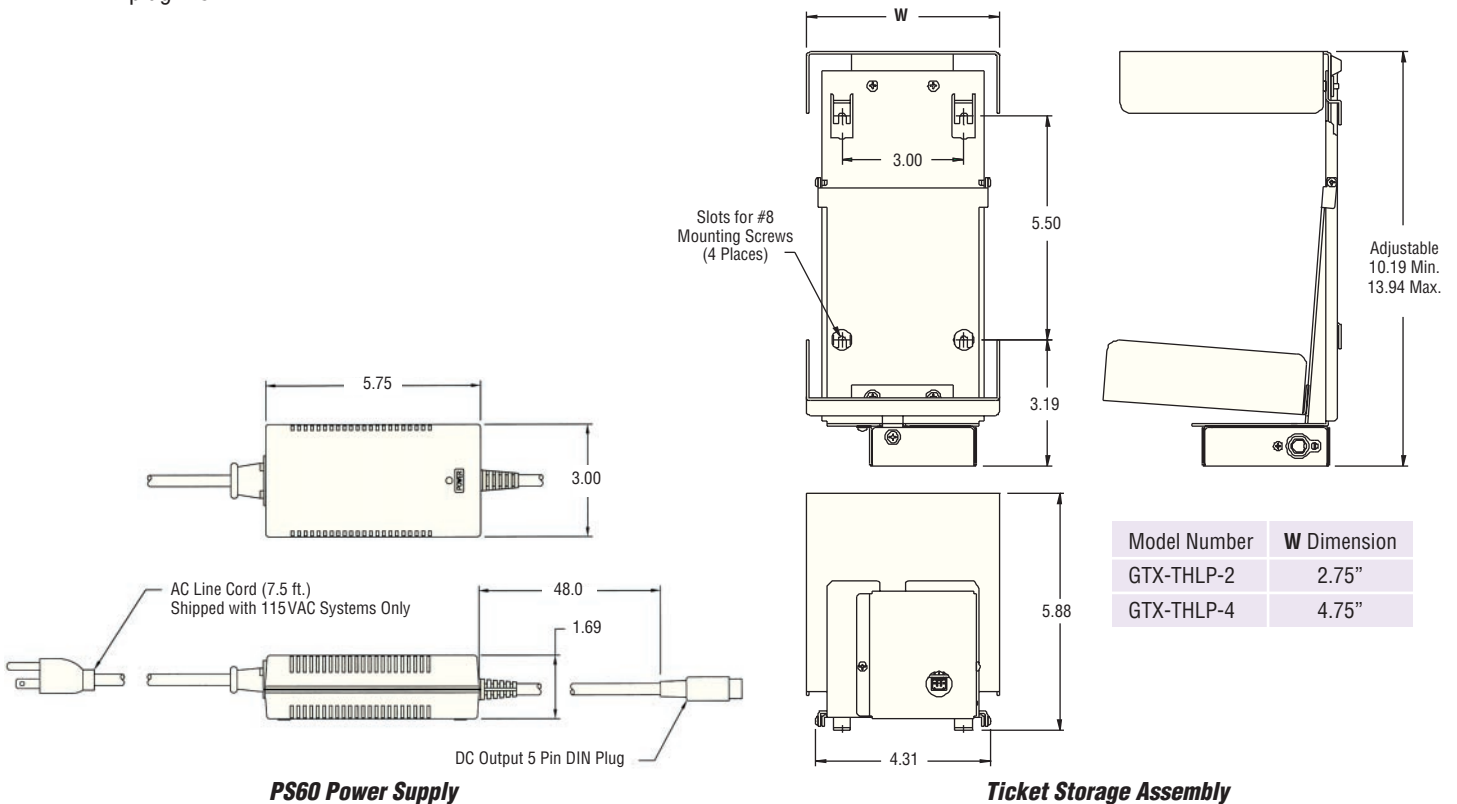
The ITX Series printers are offered in a desktop and countertop (vertical mount) versions with either 203 dpi or 300 dpi resolution. Additionally the printers can be configured to use 2.00 inch or 3.25 inch wide tickets. Ticket stock is self-loading.

The standard printer contains firmware that emulates the most commonly used ticket programming language. Optional Windows® compatible firmware that emulates WYSIWYG function is also available.

Choices for ticket separation include manual tear, auto cutters with ticket retainers, and auto cutters with ticket ejectors. The data interface can be IEEE1284 parallel or RS 232 serial. Standard off the shelf data cables can be used for these interfaces. For USB interface a USB to parallel “smart” adapter cable is available (WIN 2K only)

A Practical Ticket Storage Solution

The Models GTX-THLP-2 and -4 ticket Storage Assemblies are designed to conveniently hold up to 2.5 and 4.5 inch wide fanfold tickets, respectively. Tickets are neatly stored in a stack and prevented from spilling over. A “low” ticket sensor is used to provide an indication when stored tickets are running low. Users can now anticipate a ticket outage before it actually happens.



PS60 Power Supply

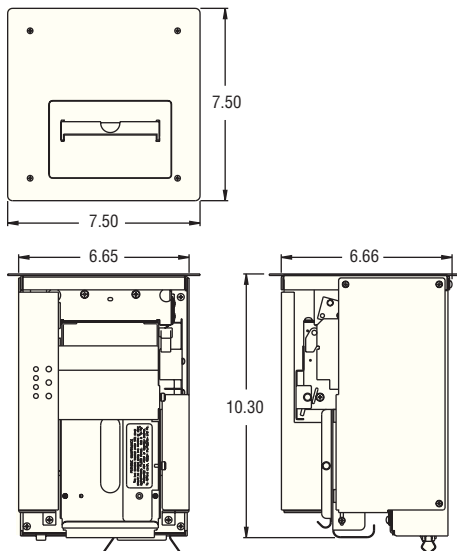
Ticket Storage Assembly

ITX 2/3000 Series

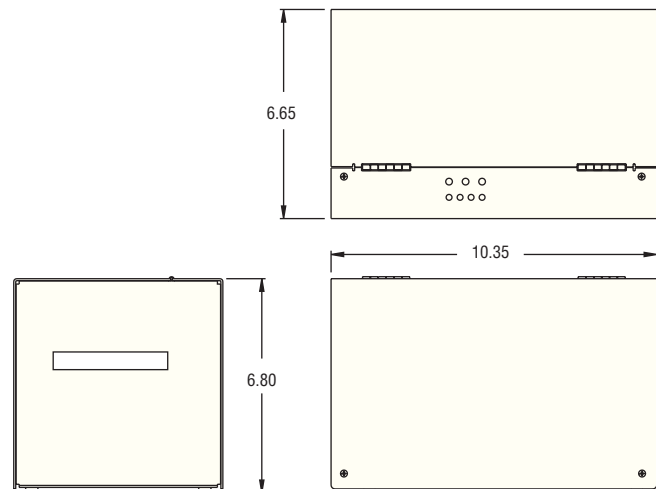
Specifications

<p>Printing Method: Direct thermal</p> <p>Printhead: Dot Density: 203 DPI (8 dots/mm) ITX 2000 300 DPI (11.8 dots/mm) ITX 3000 Dot Cycle Life: 50 x 10⁶ Dot Cycles (typical) Abrasive Life: 164 K ft (50 Km) typical Operation: Dot history controlled Temperature: Thermistor Controlled</p> <p>Print Speed: ITX 2000: 10.0 in/sec Max. (254 mm/sec) ITX 3000: 8.0 in/sec Max. (203 mm/sec)</p> <p>Resident Fonts: 5x7, 5x9 (OCRA), 8x16, 13x20 (OCRB), 17x31 (OCRA), 17x31 (OCRB), 18x30 (Courier), 20x40 (Courier), 25x41 (Bold Prestige), 25x49 (Script), 30x52 (OCRB), 46x91 (Orator)</p> <p>Resident Bar Codes: Code 39, Interleaved 2 of 5, EAN 13, EAN 8, UPC, USS-CODABAR, Code 128 B and C with optional human readable interpretation line</p> <p>Graphics: Dot addressable graphics; box and line drawing commands; downloadable fonts and logos; PCX file support; PCX image rotation (0, 90, 180, 270 degrees) and multiplication</p> <p>Print Firmware Options: The characteristics noted on this data sheet refer to the standard firmware version. This firmware "emulates" the most commonly used Ticket Programming Language. Alternate Firmware Versions: The "G" version is available for GTX-2000/3000 emulation in Windows® for WYSIWYG function. Printer firmware can be updated over the printer's Data Interface</p> <p>Print Width: 1.89" (48.0mm)(384 dots) ITX 2002 3.15" (80.0mm)(640 dots) ITX 2003 1.92" (48.8mm)(576 dots) ITX 3002 3.20" (81.3mm)(960 dots) ITX 3003</p>	<p>Print Length: 10.9" (276.9mm) Max.</p> <p>Paper Width: 2.00" ±0.015" (50.8mm) ITX 2002/3002 3.25" ±0.015" (82.6mm) ITX 2003/3003</p> <p>Ticket Length: 2.0" (50.8mm) Min.</p> <p>Paper Type: Thermal tag stock</p> <p>Paper Caliper: 0.004"-0.0075" (0.1-0.19mm) typical</p> <p>Paper Feed: Friction</p> <p>Data Interface (Plug-in Option Modules): Parallel: IEEE-1284 (bi-directional) Serial: RS-232 (Busy and XON/OFF to 57.6 K baud) USB: IEEE 1284 to USB Adapter Cable (Win2K only)</p> <p>Special Purpose I/O: 8 pin mini Din connector for low paper and auxiliary power driver</p> <p>Interface Cable: IEEE-1284 A-B cable (DB25M/C36M) RS-232 Cable (DB9M/DB9F) USB Adapter Cable (A/36C)</p> <p>Cutter: Life: 1x10⁶ cuts (typical) Cut Cycle Time: 300 ms max.</p> <p>Power Requirements: 24 VDC, 60 W max average, provided by PS60-14 universal input power supply. 90-264VAC, 47/63 Hz, 1.6 A max.</p> <p>Regulatory Compliance: CE Mark: Compliant Safety: UL 1950, 3rd Edition CSA C22.2 No. 950-95 CENELEC EN 60950:1992 CB SCHEME: Compliant. Consult factory for countries listed. EMI/EMC: FCC Part 15 Class A CENELEC EN 55024:1998 EN 55022 Class B</p>	<p>Environment: Temperature: Operating: +5 to 40°C Storage: -5 to 65°C Humidity: 20-85% relative, non-condensing</p> <p>User Switches: Power On/Off Select (F0) Test (F1) Line Feed (F2) Form Feed (F3)</p> <p>Indicators: Power/Paper (green LED) Ready (green LED) Attention/Error (amber LED) Audio Beeper</p> <p>Ticket Delivery Options: Desktop (µITX) model: With cutter & ejector; the ticket is ejected after cutting. Countertop (pITX) model: With cutter & stacker; the ticket is stacked and held after cutting. Either model: Can be configured with a tearbar (no cutter installed).</p> <p>Setup Parameters: All optional control features can be changed with a user-friendly switch panel entry.</p> <p>Printer Status: Printer status information such as low paper, out of paper, ticket count, and system errors are available to the host PC via IEEE-1284 or Serial RS-232 reverse channel communication.</p> <p>Download Memory: 128 K flash standard, expandable to 1.5 Megabyte (special order) for storage of user fonts and logos.</p> <p>Print Image Memory: 1 or 1/2 Megabyte depending on configuration.</p> <p>Maintenance: Modular design for easy component replacement</p>
---	---	---

All specifications subject to change without notice.



Model pITX 3002/3 Countertop Ticket Printer (Vertical Mount)



Model µITX 3002/3 Table Top Ticket Printer

ITX 2/3000 Series

Ordering Information



ITX 00 -

Enclosure Type	Dot Density	Ticket Width	Firmware	Ticket Separation	Data Interface
μ = Desktop (With Ticket Tray) ρ = Countertop Mount	2 = 203 dpi 3 = 300 dpi	2 = 2.00" 3 = 3.25"	Blank = STD Ticket Firmware G = Windows Compatible (emulates WYSIWYG)	C = Cutter (pITX = w/Ticket Stacker; μ ITX = w/Ticket Ejector) T = Tearbar	Parallel = IEEE-1284 Parallel Interface Serial = Serial RS232 Interface USB = <i>USB Serial Interface using IEEE 1284 adapter to USB Adapter Cable (Win 2K only)</i>

Example: pITX 3003-C-Parallel

ρ = Countertop Enclosure
 ITX = Printer Model Number
 300 = DPI Dot Density
 Blank = Standard Ticket Firmware
 3 = 3.25" Ticket Width
 C = Cutter
 Parallel = Parallel Interface

PS60-14

Line Cord

Blank = With US approved line cord
 E = No line cord for export applications



Example of a Complete System Model Number, based on the preceding examples:
 pITX 3003-C-Parallel and PS60-14



PRACTICAL AUTOMATION, INC.

The Alinabal Group of Companies
 45 Woodmont Road, P.O. Box 3028, Milford, CT 06460 ■ Phone: (203) 882-5640 ■ FAX: (203) 882-5648
 www.practicalautomation.com

Printed in USA
 10015m